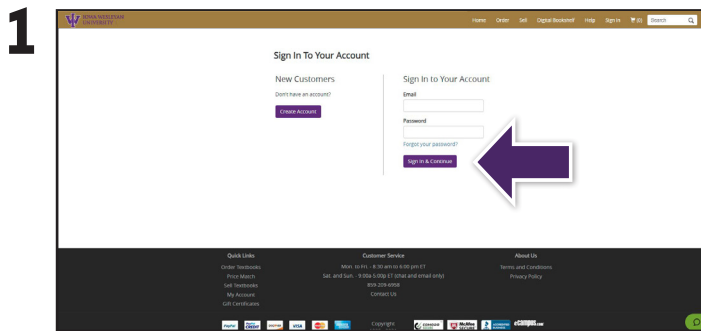
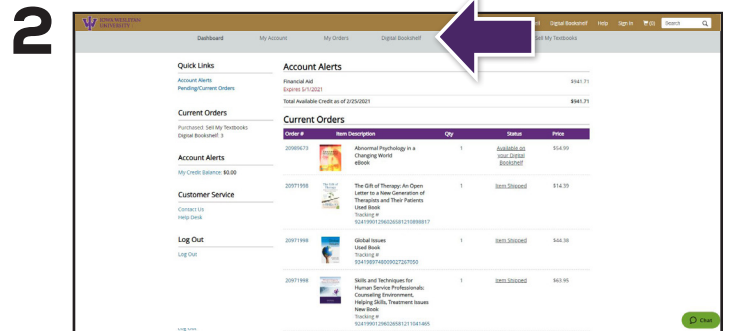


# HOW TO ACCESS YOUR DIGITAL MATERIALS

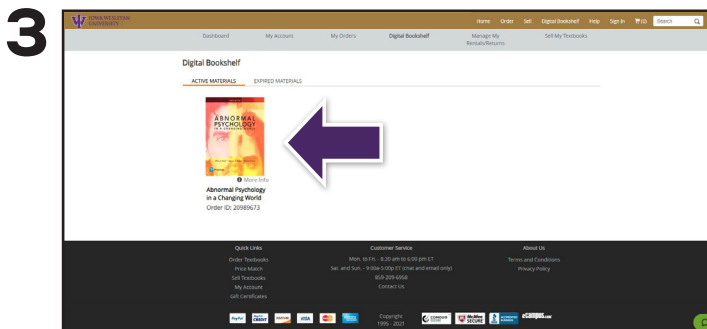
VIA DIGITAL BOOKSHELF ON [IW.ECAMPUS.COM](http://IW.ECAMPUS.COM)



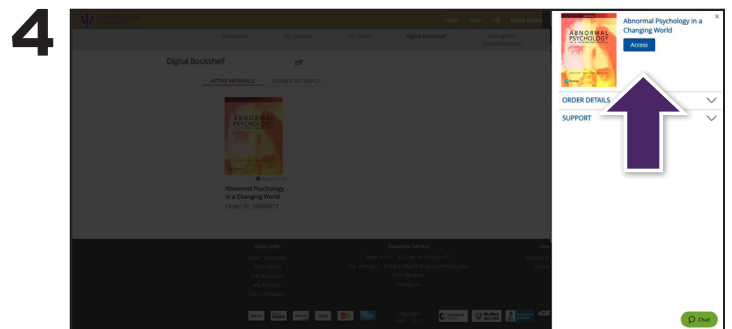
1 Sign in to your account.



2 Select "Digital Bookshelf" from the menu bar.



3 Select the cover of the item you wish to access, or click "More Details".



4 Copy your Access Code or click "Access"/"Reveal".

## Please note:

- In some cases, there is not an access code and clicking "Access" takes you into the product.
- There may be additional instructions for a specific product that you need to follow. These will be located under More Details > Instructions.
- If you see the note "access to digital materials is available via your LMS," you will need to log in to Canvas and look for access information in your course materials.

IF YOU HAVE TEXTBOOK RETURN QUESTIONS, PLEASE CALL **1-(844) 523-9055**  
OR CONTACT [AA@ECAMPUS.COM](mailto:AA@ECAMPUS.COM) FOR HELP!